

# Satisfaction Survey

Language Teaching | Autumn 2017

## Overview of all languages, locations and course forms

Total number of feedbacks received	<b>832</b>
Of these incomplete	<b>118</b>

### Number of feedbacks received per location

Aarau	18	
Amriswil	4	
Basel	410	
Bern	22	
Lausanne	39	
Luzern	112	
Sissach	2	
Tessin	24	
Visp	43	
Zug	36	
Zürich	62	
No statement	60	

### Number of feedbacks received according to language

German	332	
English	346	
French	120	
Italian	10	
Spanish	15	
Other	9	

### Number of feedbacks received according to course type

Group course in academia school	125	
Individual lessons or private small group	285	
Company course at work place	422	


## Average rating per question

1 very good / 2 good / 3 moderate / 4 poor / 5 very poor / - no statement

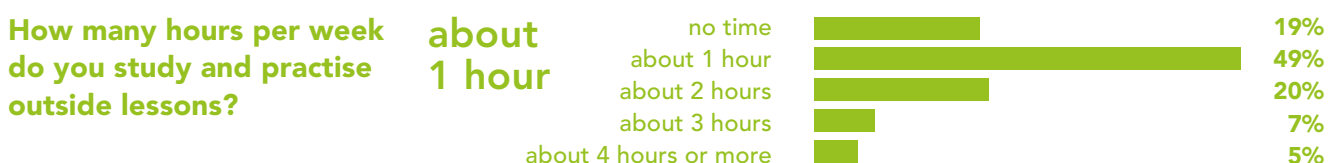
## Course in general



## Teacher


















## Time spent (state most frequent figure)



## Average rating per question

1 very good / 2 good / 3 moderate / 4 poor / 5 very poor / - no statement
















## Lessons

<b>I am satisfied with my learning progress.</b>	<b>1.90</b>	agree		27%
		mostly agree		56%
		mostly disagree		14%
		disagree		1%
		no response		2%
<b>The pace of the group/ my individual lessons is right for me.</b>	<b>1.64</b>	agree		49%
		mostly agree		38%
		mostly disagree		9%
		disagree		2%
		no response		2%
<b>The lessons help me in my professional and private everyday life.</b>	<b>1.60</b>	agree		50%
		mostly agree		39%
		mostly disagree		8%
		disagree		1%
		no response		2%

## Rooms

<b>Infrastructure and cleanliness (academia)</b>	<b>1.67</b>	very good		41%
		good		51%
		fair		6%
		poor		1%
		no response		1%
<b>Technology and media (academia)</b>	<b>2.09</b>	very good		53%
		good		17%
		fair		18%
		poor		4%
		no response		8%

## Administration

<b>I felt well advised before commencement of the course.</b>	<b>1.67</b>	agree		37%
		mostly agree		34%
		mostly disagree		6%
		disagree		3%
		no response		20%
<b>I had all the necessary information to start my course.</b>	<b>1.59</b>	agree		46%
		mostly agree		32%
		mostly disagree		7%
		disagree		2%
		no response		13%
<b>Organisation of lessons works well (terminations/ cancellations/postponement of lessons).</b>	<b>1.45</b>	agree		57%
		mostly agree		26%
		mostly disagree		6%
		disagree		1%
		no response		10%

## Average rating per question

1 very good / 2 good / 3 moderate / 4 poor / 5 very poor / - no statement

## Administration

The invoicing process works well.

1.55



I was able to give feedback to all important points in the survey.

1.30

